

**MILWAUKEE PUBLIC LIBRARY  
BOARD OF TRUSTEES  
REGULAR MEETING  
MINUTES  
Wednesday June 17, 2009  
East Library Meeting Room  
1910 E. North Ave.**

**PRESENT:** Ald. Milele Coggs, Sharon Cook, John Gurda, Art Harrington, Ald. Nik Kovac, Joan Prince, David Riemer, Gretchen Schuldt, Paula Kiely

**EXCUSED:** Ald. Ashanti Hamilton, Dir. Charlene Hardin, Marty Schreiber

**STAFF** Meg Diaz, Kelly Hughbanks, Joan Johnson, Kathryn Mlsna, Sandy Rusch Walton,  
**PRESENT:** Taj Schoening, Crystal Sura, Nancy Torphy, Judy Zemke

**OTHERS** Mark Nicolini, Budget and Policy Division  
**PRESENT:** Amy Hefter, Legislative Reference Bureau  
Jake Miller, Budget and Policy Division

---

President David Riemer called the meeting of the Milwaukee Public Library Board of Trustees to order at 8:19 a.m. on June 17, 2009 with a quorum attained at 8:22 a.m. Trustee Harrington left at 9:30 a.m., Trustee Kovac left at 9:50 a.m.

---

Agenda items were taken out of order; however, these minutes are presented in numerical sequence.

---

**PUBLIC COMMENT:** A citizen member who frequents Forest Home Library commented that over the last six months there have been several publications written by Milwaukee writers that have not been purchased by the Milwaukee Public Library. He believes MPL should support local writers.

Library Director Paula Kiely introduced East Library Branch Manager Nancy Torphy. Ms. Torphy welcomed the Board. Ms. Torphy stated that East's library circulation is one of the highest in the system. Ms. Torphy noted that the East Library has a very active participation in the North Avenue business district. The businesses surrounding the library realize how important the library is for the community. East library staff have been busy weeding and rearranging the collection to provide easy access to an appealing selection of materials to meet the needs of the users.

---

**APPROVAL OF MINUTES** of April 22, 2009. Trustee Cook moved and Trustee Harrington seconded a motion to approve the April 22, 2009 meeting minutes.

Motion passed.

---

**APPROVAL OF MINUTES** of May 13, 2009. Trustee Cook moved and Trustee Harrington seconded a motion to approve the May 13, 2009 meeting minutes, shown as attachment A of the agenda packet.

Motion passed.

---

---

**APPROVAL OF MINUTES** of May 19, 2009. Trustee Cook moved and Trustee Harrington seconded a motion to approve the May 19, 2009 meeting minutes, shown as attachment B of the agenda packet.

Motion passed.

---

**OLD BUSINESS:**

1. **2010 Budget and Long Term Library Facilities.** It was decided at the May 13, 2009 special meeting that Library Director Paula Kiely would provide three different specific library models, capturing the range of costs for all models, to be presented for action at the June 17, 2009 regular board meeting. The Milwaukee Public Library Facilities Concept Options 6/16/09 document was distributed to the Board. Ms. Kiely stated that she has been meeting with the Common Council members to explain the planning process and various library models and the response has been positive. The document was reviewed. Trustee Harrington noted that Option 1 may be difficult to attain partnerships. The Trustees received the Estimated Savings Over Current System and Cost-Benefit Analysis of Option 1 through 4. Trustee Coggs suggested contacting the Housing Authority of the City of Milwaukee which may provide partnership opportunities combined with federal stimulus funding for low-income housing. Trustee Schuldt noted that Option 1 does not meet the reduced budget in the first year. Ms. Kiely responded that savings would be seen in the long-term.

Director Kiely distributed a document titled, MPL Community Meetings Facilities Long-Range Planning. Ms. Kiely explained that throughout the facilities planning process, concern has been expressed over the need for community education and input. The library suggested planning several community meetings as summarized in the document. Ms. Kiely suggested asking for Board members participation at the meetings and approval to move forward with the planning. Discussion ensued. Trustee Gurda stated that if there is not specific information people won't be interested. Trustee Schuldt suggested posting as much facilities planning information on mpl.org as possible. Trustee Coggs suggested that a final report of the community meetings be provided to the Board and to the public. Trustee Prince suggested that the Board agree with the community meetings plan in concept and provide guidance to the Director outside of the Board meeting. Trustee Cook moved that the Library hold public meetings in the concept that has been presented with a formal report out at the end of the sessions and that the Board commits to attend some of the meetings. Trustee Gurda seconded the motion. The Milwaukee Public Library Facilities Concept Options 6/16/09 document, the Estimated Savings Over Current System and Cost-Benefit Analysis of Option 1 through 4 documents and the MPL Community Meetings Facilities Long-Range Planning document are attached at the end of these minutes.

Motion passed.

- 
2. **Library Hours.** At the May 19, 2009 meeting, President Riemer stated that library administration should implement the Summer Saturday Schedule for 2009 with the formal adoption by the Board to take place at the June 17, 2009 meeting. Trustee Cook moved and Trustee Harrington seconded a motion to approve the revised 2009 weekly schedule of hours.

Motion passed.

---

---

## COMMITTEE REPORTS

3. **Services & Programs Committee.** Committee Chair Cook reported that the Services and Programs Committee met on June 12, 2009. Due to a lack of a quorum, no action was taken at the meeting. Ms. Cook explained that the Committee reviewed their purpose which is to focus on the support and enhancement of library services for patrons and the community. A quarterly committee meeting schedule will be issued in the future. Upcoming projects that the committee will be involved in include the green roof and self-check out. She added that the Committee also takes up the appeal process of those patrons who have been banned from the library. The process provides an opportunity for the library and the patron to present their sides to the Committee to review and make a recommendation to the full Board. The City Attorney advised Director Kiely to redo the patron ban appeal with a quorum present, originally heard at the June 12, 2009 meeting. Ms. Cook also noted that Library Administration is in the process of creating Banning Guidelines to ensure consistency among patron disciplinary actions. The Services & Programs Committee agenda and minutes are attached at the end of these minutes.

Informational item.

---

## NEW BUSINESS

4. **2010 Budget.** City of Milwaukee Budget Director Mark Nicolini provided an overview of the 2010 budget for the City. Shared State revenue freezes, an overburdened property tax system and increases to basic costs to provide services continue to challenge the budget. This year, the market is affecting the employer's share of the City pension plan. City managers are working with the pension board to establish a new method and process to help amend the situation. A recent transit authority legislation levies a sales tax that may see \$12 million distributed to municipalities.

City departments were asked to submit cost-to-continue same service budgets for 2010. Mr. Nicolini commented that the Library Board and administration have been studying library facilities. The Mayor and his staff has been engaged in these discussions. He added that the Villard Square Project is an exciting opportunity for the library system. He acknowledged the conversation regarding consolidating library buildings. The Budget Office encourages innovation and creativity to processes that may provide a cost savings while continuing to provide high-quality services. The City is also committed to maintaining the investment in the current facilities and realizes that library programs are important for the community. He added that it would be unrealistic for the City government to expect to continue as it has been given the current state of the private sector economy. Trustee Schuldt asked what the Board should assume the decline will be as the Board continues to develop a long-term strategic facilities plan. Mr. Nicolini responded that a possible 5% reduction each year is estimated due to the lack of new revenue sources. Trustee Harrington asked how the Board can be valuable during the budget process. Mr. Nicolini responded that the Library Board needs to continue to be strategic and innovative and determine exactly what the future library system will look like, while encouraging staff to consider services that could be reduced, maybe even seasonally, while still meeting community needs. Trustee Kovac asked if the Board supports a long term facilities plan for 2011-2012, how will that affect the 2010 operating budget? Mr. Nicolini stated that the goal would be to try to sustain current levels of service. He added that the Budget Office does appreciate creative and innovative thinking. President Riemer suggested that libraries may need to close. Trustee

---

4. **2010 Budget.** (continued)

Coggs cautioned, and the Board agreed, that a temporary closure may become permanent in the current difficult economic situation. She added that due to the upcoming budget process, there is an immediacy to continue to finalize the long-term plan and engage the Common Council in the idea of a sustainable future library system. President Riemer thanked Mr. Nicolini for providing the budget overview.

Informational item.

---

5. **Financial Secretary.** President Riemer explained that the revision of the MPL Bylaws changed the term of the Financial Secretary from one year to two years. Trustee Martin Schreiber has agreed to remain Financial Secretary through April 2010. Trustee Gurda moved and Trustee Cook seconded a motion to approve Trustee Schreiber extended term as Financial Secretary.

Motion passed.

---

6. **Summer Reading Club.** Youth & Community Outreach Services Coordinator Kelly Hughbanks reported that the Summer Reading Program began on May 18, 2009 and as of June 16, over 4,000 children have signed up. The program's goal is to have 15,500 children participate. The library is working on branding the image of the Super Reader by advertising on county buses, yard signs, and in the Journal Sentinel. Ms. Hughbanks acknowledged the many private sponsors who help bring the Summer Reading program to the citizens of Milwaukee, stating without support from these generous donors, the library would not be able to provide the depth and variety of free programs to children and families across the city. Ms. Hughbanks encouraged the Board members to take MPL's Summer Calendar and yard signs with them to promote the program.

Informational item.

---

**ADMINISTRATIVE REPORTS**

7. **Personnel Actions.** Personnel actions, attachment D, page 22 of the agenda, were presented and reviewed. Ms. Kiely noted the retirement of Georgina Polzin from the Secretarial Support Department after twenty-two years of service.

Informational item.

---

8. **Financial Report.** The Financial reports for May 2009 were reviewed. The investment activity listed below was noted for the record:

U. S. Bank Commercial Paper #486035846 (rated A1+/P1) dated 05/04/09 and maturing 06/03/09 at a rate of 0.26%.....\$338,000.

Informational item.

---

9. **Library Director's Reports.** The Library Director's Report, attachment F, page 24 of the agenda was presented. Director Kiely noted that she is meeting with staff in all departments to talk about ideas and issues. Ms. Kiely stated that she met with events planners from the Chicago Public Library to discuss ideas for renting space as a source of

9. **Library Director's Reports.** (continued)

revenue. With the declining number of staff, MPL may be limited in developing this opportunity. Ms. Kiely highlighted the meeting with Trustee Cook and Ellen Censky, Senior Vice President of Museum Programs at the Milwaukee Public Museum to discuss the education program associated with the library's green roof. The library plans to add other partners to that effort.

The circulation and patron reports were reviewed. Circulation increased slightly. The patron count decreased. The reduction in hours is the greatest indicator to the declines. The electronic statistics were reviewed. Patron holds have increased 15% and paging slips have increased 20% due to the reinstatement of media holds.

Informational item.

---

**ADDITIONAL NEW BUSINESS:** Trustee Cook inquired about the Milwaukee County Federated Library System (MCFLS) Member Libraries Survey. Ms. Kiely explained that the MCFLS Board is preparing to hold an open meeting with the boards of the local libraries within the system. In preparation for that meeting, MCFLS has prepared a survey that was distributed by email to the library board members. Ms. Kiely offered to provide background information to the board members regarding any questions on the survey.

---

With no further business, the Milwaukee Public Library Board of Trustees meeting of June 17, 2009 was adjourned at 10:02 a.m.

---

# Milwaukee Public Library Facilities - Concept Options 6/16/09

DRAFT





Current [2009]	Option 1	Option 2	Option 3	Option 4
11 Neighborhood Libraries	4 Neighborhood Libraries (45 hrs/wk) 7 Mixed Use/Co-location Libraries	2 Area Libraries	2 Area Libraries	3 Area Libraries
*\$5.6 mil. Est. AOC	*\$5 mil. Est. AOC	5 Neighborhood Libraries (45 hrs/wk) 2 Mixed Use/Co-location Libraries 2 Express Centers *\$5.1 mil. Est. AOC	2 Neighborhood Libraries (45 hrs/wk) 3 Mixed Use/Co-location Libraries 2 Express Centers *\$4.5 mil. Est. AOC	3 Neighborhood Libraries (45 hrs/wk) 5 Mixed Use/Co-location Libraries *\$4.9 - \$5.9 mil. Est. AOC

\*Costs do not include Central or Center St.

NOTE: Annual Operating Costs (AOC)

## DEFINITIONS

FEATURES COMMON TO ALL MODELS: RFID and Self-checkout; Wireless access with ample electrical outlets; Self-service materials holds pick up; parking

 Neighborhood Library	 Mixed Use/Co-location	 Area Library	 Express Center
12,000-20,000 Sq Ft Open 45-54 hours/week Collection of 60,000-80,000 items 20-50 computers Comfortable reading/seating areas Community room Children & Teen areas Roaming reference staff 7.5 - 13 FTE \$461,830 - \$632,000 Est. AOC	8,000-12,000 Sq Ft Open 45 hours/week Collection of 40,000-50,000 items 20-25 computers Comfortable reading/seating area Community & Study rooms Roaming reference staff 8 FTE \$403,000 - \$452,000 Est. AOC	30,000 - 35,000 Sq Ft Open 54 hours/week Collection of 100,000 - 150,000 items 70 computers Comfortable reading/seating areas Quiet reading area Community & conference/study rooms Children & Teen areas 16.5 FTE \$849,000 Est. AOC	500-1,500 Sq Ft Open 48 hours/week Small browsing collection 2-3 Internet computers Hotline to Ready Reference Material holds pick up & returns [Co-located retail setting] 2 FTE \$100,000 - \$107,500 Est. AOC

## Estimated Savings Over Current System - By Option

	5 Years 2015	20 Years 2030	30 Years 2040	36 Years 2046
Option 1	\$2,260,199	\$10,866,866	\$18,176,741	\$22,677,331
Option 2	\$667,672	\$1,653,879	\$8,214,953	\$12,380,926
Option 3	\$2,686,602	\$11,917,178	\$24,429,193	\$32,165,732
Option 4	\$643,210	\$1,423,045	\$4,124,801	\$5,860,520

**COST-BENEFIT ANALYSIS OF OPTION 1.**

Year	Increased debt service above renovations*	Total extra costs due to new library	Salary/benefit savings with new libraries.**	Fringe benefit savings with new libraries.***	Operational and equipment savings.	Savings from 1 HVAC replacement not needed in 25 years.****	Total benefits	Net benefit (cost)	NPV benefit (cost)	Overall NPV benefit/cost
2010*****	\$46,666.66	<b>\$46,666.66</b>	\$212,437.50	\$87,099.38	\$0.00	\$0.00	<b>\$299,536.88</b>	<b>\$252,870.22</b>	<b>\$252,870.22</b>	<b>\$252,870.22</b>
2011	\$140,000.00	<b>\$140,000.00</b>	\$310,220.33	\$127,190.34	\$11,000.00	\$0.00	<b>\$448,410.67</b>	<b>\$308,410.67</b>	<b>\$296,548.72</b>	<b>\$549,418.94</b>
2012	\$233,333.33	<b>\$233,333.33</b>	\$408,003.17	\$167,281.30	\$33,000.00	\$0.00	<b>\$608,284.47</b>	<b>\$374,951.14</b>	<b>\$346,663.40</b>	<b>\$896,082.34</b>
2013	\$280,000.00	<b>\$280,000.00</b>	\$505,786.00	\$207,372.26	\$55,000.00	\$0.00	<b>\$768,158.26</b>	<b>\$488,158.26</b>	<b>\$433,970.92</b>	<b>\$1,330,053.25</b>
2014	\$280,000.00	<b>\$280,000.00</b>	\$526,017.44	\$215,667.15	\$77,000.00	\$0.00	<b>\$818,684.59</b>	<b>\$538,684.59</b>	<b>\$460,469.85</b>	<b>\$1,790,523.10</b>
2015	\$280,000.00	<b>\$280,000.00</b>	\$547,058.14	\$224,293.84	\$80,080.00	\$0.00	<b>\$851,431.97</b>	<b>\$571,431.97</b>	<b>\$469,675.43</b>	<b>\$2,260,198.53</b>
2016	\$280,000.00	<b>\$280,000.00</b>	\$568,940.46	\$233,265.59	\$83,283.20	\$0.00	<b>\$885,489.25</b>	<b>\$605,489.25</b>	<b>\$478,526.95</b>	<b>\$2,738,725.48</b>
2017	\$280,000.00	<b>\$280,000.00</b>	\$591,698.08	\$242,596.21	\$86,614.53	\$0.00	<b>\$920,908.82</b>	<b>\$640,908.82</b>	<b>\$487,038.03</b>	<b>\$3,225,763.51</b>
2018	\$280,000.00	<b>\$280,000.00</b>	\$615,366.00	\$252,300.06	\$90,079.11	\$0.00	<b>\$957,745.18</b>	<b>\$677,745.18</b>	<b>\$495,221.76</b>	<b>\$3,720,985.27</b>
2019	\$280,000.00	<b>\$280,000.00</b>	\$639,980.65	\$262,392.06	\$93,682.27	\$0.00	<b>\$996,054.98</b>	<b>\$716,054.98</b>	<b>\$503,090.73</b>	<b>\$4,224,076.01</b>
2020	\$280,000.00	<b>\$280,000.00</b>	\$665,579.87	\$272,887.75	\$97,429.56	\$0.00	<b>\$1,035,897.18</b>	<b>\$755,897.18</b>	<b>\$510,657.05</b>	<b>\$4,734,733.06</b>
2021	\$280,000.00	<b>\$280,000.00</b>	\$692,203.07	\$283,803.26	\$101,326.75	\$0.00	<b>\$1,077,333.07</b>	<b>\$797,333.07</b>	<b>\$517,932.36</b>	<b>\$5,252,665.42</b>
2022	\$280,000.00	<b>\$280,000.00</b>	\$719,891.19	\$295,155.39	\$105,379.82	\$0.00	<b>\$1,120,426.39</b>	<b>\$840,426.39</b>	<b>\$524,927.85</b>	<b>\$5,777,593.26</b>
2023	\$280,000.00	<b>\$280,000.00</b>	\$748,686.84	\$306,961.60	\$109,595.01	\$0.00	<b>\$1,165,243.45</b>	<b>\$885,243.45</b>	<b>\$531,654.27</b>	<b>\$6,309,247.54</b>
2024	\$280,000.00	<b>\$280,000.00</b>	\$778,634.31	\$319,240.07	\$113,978.81	\$0.00	<b>\$1,211,853.19</b>	<b>\$931,853.19</b>	<b>\$538,122.00</b>	<b>\$6,847,369.53</b>
2025	\$233,333.34	<b>\$233,333.34</b>	\$809,779.68	\$332,009.67	\$118,537.96	\$0.00	<b>\$1,260,327.31</b>	<b>\$1,026,993.97</b>	<b>\$570,253.30</b>	<b>\$7,417,622.83</b>
2026	\$93,333.34	<b>\$93,333.34</b>	\$842,170.87	\$345,290.06	\$123,279.48	\$0.00	<b>\$1,310,740.41</b>	<b>\$1,217,407.07</b>	<b>\$649,983.59</b>	<b>\$8,067,606.42</b>
2027	\$0.00	<b>\$0.00</b>	\$875,857.70	\$359,101.66	\$128,210.66	\$0.00	<b>\$1,363,170.02</b>	<b>\$1,363,170.02</b>	<b>\$699,815.02</b>	<b>\$8,767,421.43</b>
2028	\$0.00	<b>\$0.00</b>	\$910,892.01	\$373,465.72	\$133,339.09	\$0.00	<b>\$1,417,696.82</b>	<b>\$1,417,696.82</b>	<b>\$699,815.02</b>	<b>\$9,467,236.45</b>
2029	\$0.00	<b>\$0.00</b>	\$947,327.69	\$388,404.35	\$138,672.65	\$0.00	<b>\$1,474,404.70</b>	<b>\$1,474,404.70</b>	<b>\$699,815.02</b>	<b>\$10,167,051.47</b>
2030	\$0.00	<b>\$0.00</b>	\$985,220.80	\$403,940.53	\$144,219.56	\$0.00	<b>\$1,533,380.88</b>	<b>\$1,533,380.88</b>	<b>\$699,815.02</b>	<b>\$10,866,866.49</b>
2031	\$0.00	<b>\$0.00</b>	\$1,024,629.63	\$420,098.15	\$149,988.34	\$0.00	<b>\$1,594,716.12</b>	<b>\$1,594,716.12</b>	<b>\$699,815.02</b>	<b>\$11,566,681.51</b>
2032	\$0.00	<b>\$0.00</b>	\$1,065,614.82	\$436,902.08	\$155,987.87	\$0.00	<b>\$1,658,504.76</b>	<b>\$1,658,504.76</b>	<b>\$699,815.02</b>	<b>\$12,266,496.53</b>
2033	\$0.00	<b>\$0.00</b>	\$1,108,239.41	\$454,378.16	\$162,227.39	\$0.00	<b>\$1,724,844.95</b>	<b>\$1,724,844.95</b>	<b>\$699,815.02</b>	<b>\$12,966,311.55</b>
2034	\$0.00	<b>\$0.00</b>	\$1,152,568.99	\$472,553.28	\$168,716.48	\$0.00	<b>\$1,793,838.75</b>	<b>\$1,793,838.75</b>	<b>\$699,815.02</b>	<b>\$13,666,126.57</b>
2035	\$0.00	<b>\$0.00</b>	\$1,198,671.75	\$491,455.42	\$175,465.14	\$0.00	<b>\$1,865,592.30</b>	<b>\$1,865,592.30</b>	<b>\$699,815.02</b>	<b>\$14,365,941.59</b>
2036	\$0.00	<b>\$0.00</b>	\$1,246,618.62	\$511,113.63	\$182,483.75	\$186,666.66	<b>\$1,940,216.00</b>	<b>\$2,126,882.66</b>	<b>\$767,143.67</b>	<b>\$15,133,085.26</b>
2037	\$0.00	<b>\$0.00</b>	\$1,296,483.36	\$531,558.18	\$189,783.10	\$186,666.66	<b>\$2,017,824.63</b>	<b>\$2,204,491.29</b>	<b>\$764,554.11</b>	<b>\$15,897,639.37</b>
2038	\$0.00	<b>\$0.00</b>	\$1,348,342.69	\$552,820.50	\$197,374.42	\$186,666.66	<b>\$2,098,537.62</b>	<b>\$2,285,204.28</b>	<b>\$762,064.14</b>	<b>\$16,659,703.51</b>
2039	\$0.00	<b>\$0.00</b>	\$1,402,276.40	\$574,933.33	\$205,269.40	\$186,666.66	<b>\$2,182,479.13</b>	<b>\$2,369,145.79</b>	<b>\$759,669.95</b>	<b>\$17,419,373.46</b>
2040	\$0.00	<b>\$0.00</b>	\$1,458,367.46	\$597,930.66	\$213,480.17	\$186,666.66	<b>\$2,269,778.29</b>	<b>\$2,456,444.95</b>	<b>\$757,367.83</b>	<b>\$18,176,741.30</b>
2041	\$0.00	<b>\$0.00</b>	\$1,516,702.16	\$621,847.88	\$222,019.38	\$186,666.66	<b>\$2,360,569.42</b>	<b>\$2,547,236.08</b>	<b>\$755,154.27</b>	<b>\$18,931,895.56</b>
2042	\$0.00	<b>\$0.00</b>	\$1,577,370.24	\$646,721.80	\$230,900.16	\$186,666.66	<b>\$2,454,992.20</b>	<b>\$2,641,658.86</b>	<b>\$753,025.83</b>	<b>\$19,684,921.39</b>
2043	\$0.00	<b>\$0.00</b>	\$1,640,465.05	\$672,590.67	\$240,136.16	\$186,666.66	<b>\$2,553,191.89</b>	<b>\$2,739,858.55</b>	<b>\$750,979.26</b>	<b>\$20,435,900.66</b>
2044	\$0.00	<b>\$0.00</b>	\$1,706,083.66	\$699,494.30	\$249,741.61	\$186,666.66	<b>\$2,655,319.56</b>	<b>\$2,841,986.22</b>	<b>\$749,011.41</b>	<b>\$21,184,912.06</b>
2045	\$0.00	<b>\$0.00</b>	\$1,774,327.00	\$727,474.07	\$259,731.27	\$186,666.66	<b>\$2,761,532.34</b>	<b>\$2,948,199.00</b>	<b>\$747,119.24</b>	<b>\$21,932,031.30</b>
2046	\$0.00	<b>\$0.00</b>	\$1,845,300.08	\$756,573.03	\$270,120.52	\$186,666.66	<b>\$2,871,993.64</b>	<b>\$3,058,660.30</b>	<b>\$745,299.85</b>	<b>\$22,677,331.15</b>
<b>TOTALS</b>	<b>\$4,106,666.67</b>	<b>\$4,106,666.67</b>	<b>\$36,263,813.12</b>	<b>\$14,868,163.38</b>	<b>\$5,197,133.61</b>	<b>\$2,053,333.26</b>	<b>\$56,329,110.10</b>	<b>\$54,275,776.69</b>	<b>\$22,677,331.15</b>	<b>\$22,677,331.15</b>

First NL would close in 2011, followed by 2 branches converting in each of the years 2012, 2013, 2014. All closing branches converted to mixed use.  
 Half of FTE of 1 library reduced in 2010 (5.5 FTE), and half of FTE of 2 branches reduced in 2011 (11.0 FTE). 7.5 FTE added in 2011, reflecting new branch.  
 Net decrease of 7.0 FTE in 2012, reflecting difference between former branch and mixed-use.

Assumption is 4% inflation cost unless otherwise noted.

\*Assumption is \$500,000 more capital funding in 2010, \$1.0 million in 2011 and 2012, and \$500,000 in 2013, compared to renovations.

\*\* Based on 4% salary inflation and reduction of 3 FTE from current libraries.

\*\*\*Based on 41% fringe benefit rate.

\*\*\*\* Based on HVAC repair of \$750,000 adjusted for 4% yearly inflation in next 25 years (\$2.0 million in 2036).

\*\*\*\*\* Assumption is that renovations last 25 years vs. 35 years for new building.



## COST-BENEFIT ANALYSIS OF OPTION 2.

Year	Increased debt service above renovations*	Total extra costs due to new library	Salary/benefit savings with new libraries.**	Fringe benefit savings with new libraries.***	Operational and equipment savings.	Savings from 2 branches not needing HVAC replacement.&	Total benefits	Net benefit (cost)	NPV benefit (cost)	Overall NPV benefit/cost
2010*****	\$0.00	\$0.00	\$135,187.50	\$55,426.88	\$0.00	\$0.00	\$190,614.38	\$190,614.38	\$190,614.38	\$190,614.38
2011	\$93,333.33	\$93,333.33	\$719,970.00	\$295,187.70	\$179,000.00	\$0.00	\$1,194,157.70	\$1,100,824.37	\$1,058,484.97	\$1,249,099.35
2012	\$583,333.33	\$583,333.33	\$642,720.00	\$263,515.20	\$111,000.00	\$0.00	\$1,017,235.20	\$433,901.87	\$401,166.67	\$1,650,266.02
2013	\$1,073,333.33	\$1,073,333.33	\$440,356.00	\$180,545.96	\$47,000.00	\$0.00	\$667,901.96	(\$405,431.37)	(\$360,427.01)	\$1,289,839.00
2014	\$1,073,333.33	\$1,073,333.33	\$457,970.24	\$187,767.80	\$48,880.00	\$0.00	\$694,618.04	(\$378,715.29)	(\$323,727.42)	\$966,111.59
2015	\$1,073,333.33	\$1,073,333.33	\$476,289.05	\$195,278.51	\$50,835.20	\$0.00	\$722,402.76	(\$350,930.57)	(\$288,439.35)	\$677,672.24
2016	\$1,073,333.33	\$1,073,333.33	\$495,340.61	\$203,089.65	\$52,868.61	\$0.00	\$751,298.87	(\$322,034.46)	(\$254,508.51)	\$423,163.73
2017	\$1,073,333.33	\$1,073,333.33	\$515,154.24	\$211,213.24	\$54,983.35	\$0.00	\$781,350.83	(\$291,982.50)	(\$221,882.71)	\$201,281.02
2018	\$1,073,333.33	\$1,073,333.33	\$535,760.41	\$219,661.77	\$57,182.69	\$0.00	\$812,604.86	(\$260,728.47)	(\$190,511.74)	\$10,769.28
2019	\$1,073,333.33	\$1,073,333.33	\$557,190.82	\$228,448.24	\$59,469.99	\$0.00	\$845,109.05	(\$228,224.28)	(\$160,347.35)	(\$149,578.07)
2020	\$1,073,333.33	\$1,073,333.33	\$579,478.45	\$237,586.17	\$61,848.79	\$0.00	\$878,913.41	(\$194,419.92)	(\$131,343.13)	(\$280,921.20)
2021	\$1,073,333.33	\$1,073,333.33	\$602,657.59	\$247,089.61	\$64,322.75	\$0.00	\$914,069.95	(\$159,263.38)	(\$103,454.45)	(\$384,375.65)
2022	\$1,073,333.33	\$1,073,333.33	\$626,763.90	\$256,973.20	\$66,895.66	\$0.00	\$950,632.75	(\$122,700.58)	(\$76,638.42)	(\$461,014.07)
2023	\$1,073,333.33	\$1,073,333.33	\$651,834.45	\$267,252.13	\$69,571.48	\$0.00	\$988,658.06	(\$84,675.27)	(\$50,853.77)	(\$511,867.85)
2024	\$1,073,333.33	\$1,073,333.33	\$677,907.83	\$277,942.21	\$72,354.34	\$0.00	\$1,028,204.38	(\$45,128.95)	(\$26,060.84)	(\$537,928.69)
2025	\$1,073,333.33	\$1,073,333.33	\$705,024.14	\$289,059.90	\$75,248.51	\$0.00	\$1,069,332.56	(\$4,000.77)	(\$2,221.49)	(\$540,150.18)
2026	\$980,000.00	\$980,000.00	\$733,225.11	\$300,622.29	\$78,258.45	\$0.00	\$1,112,105.86	\$132,105.86	\$70,532.40	(\$469,617.78)
2027	\$490,000.00	\$490,000.00	\$762,554.11	\$312,647.19	\$81,388.79	\$0.00	\$1,156,590.09	\$666,590.09	\$342,209.52	(\$127,408.26)
2028	\$0.00	\$0.00	\$793,056.28	\$325,153.07	\$84,644.34	\$0.00	\$1,202,853.70	\$1,202,853.70	\$593,762.41	\$466,354.15
2029	\$0.00	\$0.00	\$824,778.53	\$338,159.20	\$88,030.12	\$0.00	\$1,250,967.85	\$1,250,967.85	\$593,762.41	\$1,060,116.56
2030	\$0.00	\$0.00	\$857,769.67	\$351,685.56	\$91,551.32	\$0.00	\$1,301,006.56	\$1,301,006.56	\$593,762.41	\$1,653,878.97
2031	\$0.00	\$0.00	\$892,080.46	\$365,752.99	\$95,213.38	\$0.00	\$1,353,046.82	\$1,353,046.82	\$593,762.41	\$2,247,641.38
2032	\$0.00	\$0.00	\$927,763.68	\$380,383.11	\$99,021.91	\$0.00	\$1,407,168.69	\$1,407,168.69	\$593,762.41	\$2,841,403.79
2033	\$0.00	\$0.00	\$964,874.22	\$395,598.43	\$102,982.79	\$0.00	\$1,463,455.44	\$1,463,455.44	\$593,762.41	\$3,435,166.20
2034	\$0.00	\$0.00	\$1,003,469.19	\$411,422.37	\$107,102.10	\$0.00	\$1,521,993.66	\$1,521,993.66	\$593,762.41	\$4,028,928.61
2035	\$0.00	\$0.00	\$1,043,607.96	\$427,879.26	\$111,386.18	\$0.00	\$1,582,873.41	\$1,582,873.41	\$593,762.41	\$4,622,691.02
2036	\$0.00	\$0.00	\$1,085,352.28	\$444,994.43	\$115,841.63	\$373,333.33	\$2,019,521.67	\$2,019,521.67	\$728,419.72	\$5,351,110.75
2037	\$0.00	\$0.00	\$1,128,766.37	\$462,794.21	\$120,475.30	\$373,333.33	\$2,085,369.21	\$2,085,369.21	\$723,240.60	\$6,074,351.34
2038	\$0.00	\$0.00	\$1,173,917.02	\$481,305.98	\$125,294.31	\$373,333.33	\$2,153,850.64	\$2,153,850.64	\$718,260.67	\$6,792,612.01
2039	\$0.00	\$0.00	\$1,220,873.70	\$500,558.22	\$130,306.08	\$373,333.33	\$2,225,071.33	\$2,225,071.33	\$713,472.27	\$7,506,084.28
2040	\$0.00	\$0.00	\$1,269,708.65	\$520,580.55	\$135,518.32	\$373,333.33	\$2,299,140.85	\$2,299,140.85	\$708,868.05	\$8,214,952.32
2041	\$0.00	\$0.00	\$1,320,497.00	\$541,403.77	\$140,939.06	\$373,333.33	\$2,376,173.15	\$2,376,173.15	\$704,440.91	\$8,919,393.23
2042	\$0.00	\$0.00	\$1,373,316.88	\$563,059.92	\$146,576.62	\$373,333.33	\$2,456,286.75	\$2,456,286.75	\$700,184.04	\$9,619,577.27
2043	\$0.00	\$0.00	\$1,428,249.55	\$585,582.32	\$152,439.68	\$373,333.33	\$2,539,604.88	\$2,539,604.88	\$696,090.90	\$10,315,668.17
2044	\$0.00	\$0.00	\$1,485,379.54	\$609,005.61	\$158,537.27	\$373,333.33	\$2,626,255.75	\$2,626,255.75	\$692,155.19	\$11,007,823.36
2045	\$0.00	\$0.00	\$1,544,794.72	\$633,365.83	\$164,878.76	\$373,333.33	\$2,716,372.64	\$2,716,372.64	\$688,370.85	\$11,696,194.21
2046	\$0.00	\$0.00	\$1,606,586.51	\$658,700.47	\$171,473.91	\$373,333.33	\$2,810,094.22	\$2,810,094.22	\$684,732.07	\$12,380,926.28
<b>TOTALS</b>	<b>\$16,099,999.95</b>	<b>\$16,099,999.95</b>	<b>\$32,260,226.66</b>	<b>\$13,226,692.93</b>	<b>\$3,573,321.70</b>	<b>\$4,106,666.63</b>	<b>\$53,166,907.92</b>	<b>\$37,066,907.97</b>	<b>\$12,380,926.28</b>	<b>\$12,380,926.28</b>

Conversion of 3 current libraries into 1 mixed-use and 2 Express Centers will be done by end of 2011.

Staff replacement of first mixed-use facility in 2010, and replacement for Express Centers in 2011. Operational savings from 1st mixed-use and Express Centers are in 2011. 2nd mixed use replacement done in 2012. Area libraries replace one branch in each year for 2012 and 2013. No net change in 2012, addition of 4.5 FTE in 2013.

Assumption is 4% inflation cost unless otherwise noted.

\*Assumption is 2011 mixed-use and 2 Express Centers offset projected cost of renovating 3 libraries. \$1.0 million capital difference for mixed-use in 2011.

\*\*Assumption is 2 area Libraries at total cost of \$13.5 million vs. 2 renovations at \$3.0 million (\$10.5 million difference)

\*\*\* Based on 4% salary inflation and reduction of 3.0 FTE for 2010, 15.0 FTE in 2011, then addition of 2.0 FTE in 2012, and 5.5 FTE in 2013.

\*\*\*\*Based on 41% fringe benefit rate.

\*\*\*\*\* Assumption is that renovations last 25 years vs. 35 years for new building.

**COST-BENEFIT ANALYSIS OF OPTION 3.**

Year	Increased debt service above renovations**	Total extra costs due to new library	Salary/benefit savings***	Fringe benefit savings.****	Operational and equipment savings *****	Savings from 2 branches not needing HVAC replacement.&	Total benefits	Net benefit (cost)	NPV benefit (cost)	Overall NPV benefit/cost
2010*	\$0.00	\$0.00	\$0.00	\$0.00	\$0.00	\$0.00	\$0.00	\$0.00	\$0.00	\$0.00
2011*	\$93,333.33	\$93,333.33	\$714,562.50	\$292,970.63	\$179,000.00	\$0.00	\$1,186,533.13	\$1,093,199.80	\$1,051,153.65	\$1,051,153.65
2012	\$676,666.66	\$676,666.66	\$820,395.00	\$336,361.95	\$190,160.00	\$0.00	\$1,346,916.95	\$670,250.29	\$619,684.07	\$1,670,837.72
2013	\$1,166,666.67	\$1,166,666.67	\$1,027,023.30	\$421,079.55	\$387,000.00	\$0.00	\$1,835,102.85	\$668,436.18	\$594,237.33	\$2,265,075.05
2014	\$1,166,666.67	\$1,166,666.67	\$758,010.00	\$310,784.10	\$322,000.00	\$0.00	\$1,390,794.10	\$224,127.43	\$191,585.07	\$2,456,660.12
2015	\$1,166,666.67	\$1,166,666.67	\$788,330.40	\$323,215.46	\$334,880.00	\$0.00	\$1,446,425.86	\$279,759.19	\$229,941.66	\$2,686,601.78
2016	\$1,166,666.67	\$1,166,666.67	\$819,863.62	\$336,144.08	\$348,275.20	\$0.00	\$1,504,282.90	\$337,616.23	\$266,823.01	\$2,953,424.79
2017	\$1,166,666.67	\$1,166,666.67	\$852,658.16	\$349,589.85	\$362,206.21	\$0.00	\$1,564,454.21	\$397,787.54	\$302,285.84	\$3,255,710.63
2018	\$1,166,666.67	\$1,166,666.67	\$886,764.49	\$363,573.44	\$376,694.46	\$0.00	\$1,627,032.38	\$460,365.71	\$336,384.72	\$3,592,095.35
2019	\$1,166,666.67	\$1,166,666.67	\$922,235.07	\$378,116.38	\$391,762.23	\$0.00	\$1,692,113.68	\$525,447.01	\$369,172.10	\$3,961,267.45
2020	\$1,166,666.67	\$1,166,666.67	\$959,124.47	\$393,241.03	\$407,432.72	\$0.00	\$1,759,798.23	\$593,131.56	\$400,698.43	\$4,361,965.88
2021	\$1,166,666.67	\$1,166,666.67	\$997,489.45	\$408,970.67	\$423,730.03	\$0.00	\$1,830,190.15	\$663,523.48	\$431,012.20	\$4,792,978.08
2022	\$1,166,666.67	\$1,166,666.67	\$1,037,389.03	\$425,329.50	\$440,679.23	\$0.00	\$1,903,397.76	\$736,731.09	\$460,160.07	\$5,253,138.14
2023	\$1,166,666.67	\$1,166,666.67	\$1,078,884.59	\$442,342.68	\$458,306.40	\$0.00	\$1,979,533.67	\$812,867.00	\$488,186.86	\$5,741,325.00
2024	\$1,166,666.67	\$1,166,666.67	\$1,122,039.97	\$460,036.39	\$476,638.66	\$0.00	\$2,058,715.02	\$892,048.35	\$515,135.69	\$6,256,460.69
2025	\$1,166,666.67	\$1,166,666.67	\$1,166,921.57	\$478,437.84	\$495,704.21	\$0.00	\$2,141,063.62	\$974,396.95	\$541,048.04	\$6,797,508.73
2026	\$1,073,333.33	\$1,073,333.33	\$1,213,598.43	\$497,575.36	\$515,532.37	\$0.00	\$2,226,706.16	\$1,153,372.83	\$615,795.19	\$7,413,303.92
2027	\$490,000.00	\$490,000.00	\$1,262,142.37	\$517,478.37	\$536,153.67	\$0.00	\$2,315,774.41	\$1,825,774.41	\$937,303.74	\$8,350,607.65
2028	\$0.00	\$0.00	\$1,312,628.06	\$538,177.51	\$557,599.82	\$0.00	\$2,408,405.39	\$2,408,405.39	\$1,188,856.63	\$9,539,464.28
2029	\$0.00	\$0.00	\$1,365,133.19	\$559,704.61	\$579,903.81	\$0.00	\$2,504,741.60	\$2,504,741.60	\$1,188,856.63	\$10,728,320.90
2030	\$0.00	\$0.00	\$1,419,738.51	\$582,092.79	\$603,099.96	\$0.00	\$2,604,931.27	\$2,604,931.27	\$1,188,856.63	\$11,917,177.53
2031	\$0.00	\$0.00	\$1,476,528.05	\$605,376.50	\$627,223.96	\$0.00	\$2,709,128.52	\$2,709,128.52	\$1,188,856.63	\$13,106,034.15
2032	\$0.00	\$0.00	\$1,535,589.18	\$629,591.56	\$652,312.92	\$0.00	\$2,817,493.66	\$2,817,493.66	\$1,188,856.63	\$14,294,890.78
2033	\$0.00	\$0.00	\$1,597,012.74	\$654,775.22	\$678,405.43	\$0.00	\$2,930,193.40	\$2,930,193.40	\$1,188,856.63	\$15,483,747.41
2034	\$0.00	\$0.00	\$1,660,893.25	\$680,966.23	\$705,541.65	\$0.00	\$3,047,401.14	\$3,047,401.14	\$1,188,856.63	\$16,672,604.03
2035	\$0.00	\$0.00	\$1,727,328.98	\$708,204.88	\$733,763.32	\$0.00	\$3,169,297.19	\$3,169,297.19	\$1,188,856.63	\$17,861,460.66
2036	\$0.00	\$0.00	\$1,796,422.14	\$736,533.08	\$763,113.85	\$373,333.33	\$3,669,402.40	\$3,669,402.40	\$1,323,513.94	\$19,184,974.59
2037	\$0.00	\$0.00	\$1,868,279.03	\$765,994.40	\$793,638.40	\$373,333.33	\$3,801,245.17	\$3,801,245.17	\$1,318,334.81	\$20,503,309.40
2038	\$0.00	\$0.00	\$1,943,010.19	\$796,634.18	\$825,383.94	\$373,333.33	\$3,938,361.64	\$3,938,361.64	\$1,313,354.88	\$21,816,664.29
2039	\$0.00	\$0.00	\$2,020,730.60	\$828,499.55	\$858,399.30	\$373,333.33	\$4,080,962.77	\$4,080,962.77	\$1,308,566.49	\$23,125,230.77
2040	\$0.00	\$0.00	\$2,101,559.82	\$861,639.53	\$892,735.27	\$373,333.33	\$4,229,267.95	\$4,229,267.95	\$1,303,962.26	\$24,429,193.03
2041	\$0.00	\$0.00	\$2,185,622.21	\$896,105.11	\$928,444.68	\$373,333.33	\$4,383,505.33	\$4,383,505.33	\$1,299,535.12	\$25,728,728.15
2042	\$0.00	\$0.00	\$2,273,047.10	\$931,949.31	\$965,582.47	\$373,333.33	\$4,543,912.21	\$4,543,912.21	\$1,295,278.26	\$27,024,006.41
2043	\$0.00	\$0.00	\$2,363,968.99	\$969,227.28	\$1,004,205.77	\$373,333.33	\$4,710,735.37	\$4,710,735.37	\$1,291,185.12	\$28,315,191.52
2044	\$0.00	\$0.00	\$2,458,527.75	\$1,007,996.38	\$1,044,374.00	\$373,333.33	\$4,884,231.45	\$4,884,231.45	\$1,287,249.40	\$29,602,440.93
2045	\$0.00	\$0.00	\$2,556,868.86	\$1,048,316.23	\$1,086,148.96	\$373,333.33	\$5,064,667.38	\$5,064,667.38	\$1,283,465.07	\$30,885,906.00
2046	\$0.00	\$0.00	\$2,659,143.61	\$1,090,248.88	\$1,129,594.92	\$373,333.33	\$5,252,320.74	\$5,252,320.74	\$1,279,826.28	\$32,165,732.28
<b>TOTALS</b>	<b>\$17,500,000.03</b>	<b>\$17,500,000.03</b>	<b>\$52,749,464.68</b>	<b>\$21,627,280.52</b>	<b>\$22,075,627.83</b>	<b>\$4,106,666.63</b>	<b>\$100,559,039.65</b>	<b>\$83,059,039.62</b>	<b>\$32,165,732.28</b>	<b>\$32,165,732.28</b>

1 branch converts to mixed-use and 2 branches convert into Express Centers in 2011.  
 Half of FTE reductions in 2010 spread to other branches. Operational savings from mixed-use and Express Centers happen in 2011.  
 1 branch converts to mixed-use in both 2012 and 2013. 3 branches will be replaced by 1 area library in 2013 and one in 2014.

Assumption is 4% inflation cost unless otherwise noted.  
 Assumption is that renovations last 25 years vs. 35 years for new building.

\*Assume extra funding for conversions to Express Centers and mixed-use in 2010 offsets savings from closing 2 branches vs. renovating.  
 \*\*Assume \$2.0 million in extra expenses due to conversions to mixed use vs. renovating these branches  
 \*\*\*Assumption is 2 area Libraries at cost of \$13.5 million vs. 2 renovations at \$3.0 million (\$10.5 million difference)  
 \*\*\*\* Assumption is reduction of 18.5 FTE in 2011, 2.0 FTE in 2012, and 4.5 FTE in 2013. Increase of 5.5 FTE in 2014.  
 \*\*\*\*\*Based on 41% fringe benefit rate.  
 \*\*\*\*\* Operational savings at Express Centers start in 2011.  
 & Based on HVAC repair of \$750,000 adjusted for 4% yearly inflation in next 25 years (\$2.0 million in 2036).

**COST-BENEFIT ANALYSIS OF OPTION 4.  
PHASED-IN AREA LIBRARY + 1 EXPRESS VS. RENOVATING 2 BRANCHES.**

Year	Increased debt service above renovations*	Rental cost of 2011 Express Library	Total extra costs due to new library	Salary/benefit savings with new libraries.**	Fringe benefit savings with new libraries.***	Operational and equipment savings.	Savings from no HVAC replacement in 25 years.****	Total benefits	Net benefit (cost)	NPV benefit (cost)	Overall NPV benefit/cost
2010*****	(\$93,333.33)	\$0.00	(\$93,333.33)	\$91,045.00	\$37,328.45	\$21,875.00	\$0.00	\$150,248.45	\$243,581.78	\$243,581.78	\$243,581.78
2011	\$382,666.67	\$50,000.00	\$432,666.67	\$757,494.40	\$310,572.70	\$175,000.00	\$0.00	\$1,243,067.10	\$810,400.43	\$779,231.19	\$1,022,812.97
2012	\$382,666.67	\$0.00	\$382,666.67	\$171,241.00	\$70,208.81	\$17,056.00	\$0.00	\$258,505.81	(\$124,160.86)	(\$114,793.69)	\$908,019.27
2013	\$382,666.67	\$0.00	\$382,666.67	\$178,090.64	\$73,017.16	\$17,738.24	\$0.00	\$268,846.04	(\$113,820.63)	(\$101,186.12)	\$806,833.15
2014	\$382,666.67	\$0.00	\$382,666.67	\$185,214.27	\$75,937.85	\$18,447.77	\$0.00	\$279,599.88	(\$103,066.79)	(\$88,101.92)	\$718,731.23
2015	\$382,666.67	\$0.00	\$382,666.67	\$192,622.84	\$78,975.36	\$19,185.68	\$0.00	\$290,783.88	(\$91,882.79)	(\$75,520.96)	\$643,210.27
2016	\$382,666.67	\$0.00	\$382,666.67	\$200,327.75	\$82,134.38	\$19,953.11	\$0.00	\$302,415.23	(\$80,251.44)	(\$63,423.88)	\$579,786.40
2017	\$382,666.67	\$0.00	\$382,666.67	\$208,340.86	\$85,419.75	\$20,751.23	\$0.00	\$314,511.84	(\$68,154.83)	(\$51,792.07)	\$527,994.33
2018	\$382,666.67	\$0.00	\$382,666.67	\$216,674.49	\$88,836.54	\$21,581.28	\$0.00	\$327,092.32	(\$55,574.35)	(\$40,607.63)	\$487,386.70
2019	\$382,666.67	\$0.00	\$382,666.67	\$225,341.47	\$92,390.00	\$22,444.53	\$0.00	\$340,176.01	(\$42,490.66)	(\$29,853.37)	\$457,533.32
2020	\$382,666.67	\$0.00	\$382,666.67	\$234,355.13	\$96,085.60	\$23,342.31	\$0.00	\$353,783.05	(\$28,883.62)	(\$19,512.74)	\$438,020.58
2021	\$382,666.67	\$0.00	\$382,666.67	\$243,729.34	\$99,929.03	\$24,276.01	\$0.00	\$367,934.37	(\$14,732.30)	(\$9,569.82)	\$428,450.76
2022	\$382,666.67	\$0.00	\$382,666.67	\$253,478.51	\$103,926.19	\$25,247.05	\$0.00	\$382,651.75	(\$14.92)	(\$9.32)	\$428,441.44
2023	\$382,666.67	\$0.00	\$382,666.67	\$263,617.65	\$108,083.24	\$26,256.93	\$0.00	\$397,957.82	\$15,291.15	\$9,183.47	\$437,624.91
2024	\$382,666.67	\$0.00	\$382,666.67	\$274,162.36	\$112,406.57	\$27,307.21	\$0.00	\$413,876.13	\$31,209.46	\$18,022.69	\$455,647.60
2025	\$382,666.67	\$0.00	\$382,666.67	\$285,128.85	\$116,902.83	\$28,399.49	\$0.00	\$430,431.18	\$47,764.51	\$26,521.93	\$482,169.53
2026	\$476,000.00	\$0.00	\$476,000.00	\$296,534.01	\$121,578.94	\$29,535.47	\$0.00	\$447,648.42	(\$28,351.58)	(\$15,137.14)	\$467,032.39
2027	\$0.00	\$0.00	\$0.00	\$308,395.37	\$126,442.10	\$30,716.89	\$0.00	\$465,554.36	\$465,554.36	\$239,003.15	\$706,035.55
2028	\$0.00	\$0.00	\$0.00	\$320,731.18	\$131,499.78	\$31,945.57	\$0.00	\$484,176.53	\$484,176.53	\$239,003.15	\$945,038.70
2029	\$0.00	\$0.00	\$0.00	\$333,560.43	\$136,759.78	\$33,223.39	\$0.00	\$503,543.60	\$503,543.60	\$239,003.15	\$1,184,041.85
2030	\$0.00	\$0.00	\$0.00	\$346,902.85	\$142,230.17	\$34,552.33	\$0.00	\$523,685.34	\$523,685.34	\$239,003.15	\$1,423,045.00
2031	\$0.00	\$0.00	\$0.00	\$360,778.96	\$147,919.37	\$35,934.42	\$0.00	\$544,632.75	\$544,632.75	\$239,003.15	\$1,662,048.16
2032	\$0.00	\$0.00	\$0.00	\$375,210.12	\$153,836.15	\$37,371.80	\$0.00	\$566,418.06	\$566,418.06	\$239,003.15	\$1,901,051.31
2033	\$0.00	\$0.00	\$0.00	\$390,218.52	\$159,989.59	\$38,866.67	\$0.00	\$589,074.79	\$589,074.79	\$239,003.15	\$2,140,054.46
2034	\$0.00	\$0.00	\$0.00	\$405,827.26	\$166,389.18	\$40,421.33	\$0.00	\$612,637.78	\$612,637.78	\$239,003.15	\$2,379,057.61
2035	\$0.00	\$0.00	\$0.00	\$422,060.35	\$173,044.75	\$42,038.19	\$0.00	\$637,143.29	\$637,143.29	\$239,003.15	\$2,618,060.77
2036	\$0.00	\$0.00	\$0.00	\$438,942.77	\$179,966.54	\$43,719.72	\$186,666.66	\$662,629.02	\$849,295.68	\$306,331.81	\$2,924,392.57
2037	\$0.00	\$0.00	\$0.00	\$456,500.48	\$187,165.20	\$45,468.50	\$186,666.66	\$689,134.18	\$875,800.84	\$303,742.24	\$3,228,134.82
2038	\$0.00	\$0.00	\$0.00	\$474,760.50	\$194,651.80	\$47,287.24	\$186,666.66	\$716,699.55	\$903,366.21	\$301,252.28	\$3,529,387.10
2039	\$0.00	\$0.00	\$0.00	\$493,750.92	\$202,437.88	\$49,178.73	\$186,666.66	\$745,367.53	\$932,034.19	\$298,858.08	\$3,828,245.18
2040	\$0.00	\$0.00	\$0.00	\$513,500.96	\$210,535.39	\$51,145.88	\$186,666.66	\$775,182.23	\$961,848.89	\$296,555.97	\$4,124,801.15
2041	\$0.00	\$0.00	\$0.00	\$534,040.99	\$218,956.81	\$53,191.72	\$186,666.66	\$806,189.52	\$992,856.18	\$294,342.40	\$4,419,143.55
2042	\$0.00	\$0.00	\$0.00	\$555,402.63	\$227,715.08	\$55,319.39	\$186,666.66	\$838,437.10	\$1,025,103.76	\$292,213.97	\$4,711,357.51
2043	\$0.00	\$0.00	\$0.00	\$577,618.74	\$236,823.68	\$57,532.16	\$186,666.66	\$871,974.58	\$1,058,641.24	\$290,167.40	\$5,001,524.91
2044	\$0.00	\$0.00	\$0.00	\$600,723.49	\$246,296.63	\$59,833.45	\$186,666.66	\$906,853.57	\$1,093,520.23	\$288,199.54	\$5,289,724.45
2045	\$0.00	\$0.00	\$0.00	\$624,752.43	\$256,148.50	\$62,226.79	\$186,666.66	\$943,127.71	\$1,129,794.37	\$286,307.37	\$5,576,031.82
2046	\$0.00	\$0.00	\$0.00	\$649,742.52	\$266,394.44	\$64,715.86	\$186,666.66	\$980,852.82	\$1,167,519.48	\$284,487.98	\$5,860,519.80
<b>TOTALS</b>	<b>\$6,122,666.72</b>	<b>\$50,000.00</b>	<b>\$6,172,666.72</b>	<b>\$13,460,820.04</b>	<b>\$5,518,936.21</b>	<b>\$1,453,087.35</b>	<b>\$2,053,333.26</b>	<b>\$20,432,843.60</b>	<b>\$16,313,510.14</b>	<b>\$5,860,519.80</b>	<b>\$5,860,519.80</b>

First NL would close in October 2010 and be replaced by Express Library. 2010 savings reflect 3 months of annual amount.  
 2nd NL closes and is replaced by rented Express Library in 2011, then Express replaced by Regional Library in 2012.  
 Staff reductions with first branch in 2010, more reduction in 2011 with 2nd branch closure, then staff added for Regional in 2012.  
 Assumption is 4% inflation cost unless otherwise noted.

\*Assumption is 2010 savings of \$1.0 million (\$500,000 Express Library vs. \$1.5 million to renovate). Then \$5.1 million extra cost in 2011 for Regional library (\$6.6 million for new library vs. \$1.5 million to renovate).

\*\* Based on 4% salary inflation and reduction of 9.5 FTEs in both 2010 and 2011, then additional 16 FTE hired in 2012 for Regional.

\*\*\*Based on 41% fringe benefit rate.

\*\*\*\* Based on HVAC repair of \$750,000 adjusted for 4% yearly inflation in next 25 years (\$2.0 million in 2036).

\*\*\*\*\* Assumption is that renovations last 25 years vs. 35 years for new buildings.

# **MILWAUKEE PUBLIC LIBRARY COMMUNITY MEETINGS FACILITIES LONG-RANGE PLANNING**

The City of Milwaukee faces declining revenues and increased costs resulting in less available City funding to support library services. Since 1999, funding has not kept up with increasing costs, leading to a reduction in services to the public. Libraries are open less, fewer materials are purchased, and fewer librarians are available to answer questions and assist the public. If this trend continues and no alternative plan is developed, service to the public will continue to decline.

In response, the Library Board of Trustees and Library Administration have explored new library models and options for service delivery based on data gathered through a facilities planning and visioning process. To ensure that all members have the opportunity to participate in the discussion, we propose to hold community meetings to give our customers the opportunity to learn more about the possible changes. It also is their chance to share their thoughts and ideas on the various options.

The following is a blueprint for a series of community meetings to begin this summer.

## **Purpose of Community Meetings:**

- Educate the public on the different MPL library models and system options for the future
- Invite public feedback on the models

## **Meeting content:**

- Background on facilities planning to date
- Urgency on choosing an option for future planning
- Present options on foam board/easels
- Level of service and costs for each option
- Photos of newer Milwaukee-area libraries as examples of possible options
- PowerPoint presentation running on a “loop”
- Fact sheets to take away
- Feedback forms for attendees to complete and submit

## **Logistics of the community meetings:**

- Open house concept – no set program – attendees come and go as convenient
- Facilitators to answer questions, accept feedback:
  1. Library Director
  2. Board members
  3. MPL staff

(Continued on reverse side)

- 15-20 meetings total
  1. Hold at all 13 MPL locations
  2. Hold at community agencies (UCC, senior centers, YMCAs, Boys & Girls Clubs, churches, etc.)
- Evening meetings – 5:30-7:00 p.m.
- Occasional afternoon meetings
- Possible dates:
  1. Week of June 29 – Monday, 6/29; Wednesday, 7/1
  2. Week of July 6 – All weeknights (6,7,8,9)
  3. Week of July 13 – Monday, 7/13; Wednesday, 7/15; Thursday, 7/16
  4. Week of July 20 – Wednesday, 7/22; Thursday, 7/23
  5. Week of July 27 – Monday, 7/27; Thursday, 7/30
  6. Week of Aug. 10 – Monday, 8/10; Wednesday, 8/12; Thursday, 8/13
  7. Week of Aug. 17 – All weeknights (17, 18, 19, 20)
  8. Week of Aug. 24 – All weeknights (24, 25, 26, 27)



MILWAUKEE  
PUBLIC LIBRARY

REVISED \* change to item 2  
June 11, 2009

Paula A. Kiely  
Director

June 11, 2009

To: Library Services & Programs Committee of the  
Milwaukee Public Library Board of Trustees:  
Chairperson Sharon Cook, Ald. Milele Coggs, Art Harrington,  
Gretchen Schuldt  
Joan Johnson  
Michael Weber

From: Paula A. Kiely  
Library Director

Re: Library Services & Programs Committee Meeting  
Friday June 12, 2009  
8:00-9:00 A.M.  
Central Library Meeting Room 1

**REVISED MEETING NOTICE AND AGENDA**

1. Committee Purpose and Goals. Library Director Paula Kiely will ask for discussion regarding a purpose statement for the committee and a schedule of meetings.

ACTION Attachment A

\*2. Patron Ban Appeal. The committee will hear a patron's appeal of his banning for recommendation to the full MPL Board.

The Committee may move and vote to go into closed session pursuant to Wis. Stat. 19.85(1)(f) for considering disciplinary action against Daniel D. Geshrick to review library surveillance video that is prohibited from public disclosure pursuant to Wis. Stat. 43.30. If the Committee convenes in closed session, it will reconvene in open session immediately thereafter to continue its regular open meeting agenda.

ACTION

3. Banning Guidelines. Library Administration will share steps taken to ensure consistent application of the Code of Conduct and sanctions for violations.

INFORMATION

4. Other Issues.

PLEASE NOTE: Upon reasonable notice, efforts will be made to accommodate the needs of individuals with disabilities. Make requests to the Library Director's Office at (414)286-3021, 286-2794 (FAX), 286-3062 (TDD), or Central Library, 814 W. Wisconsin Ave., Milwaukee, WI 53233 Attn: Accommodation Request.

MPL Srvs & Prgm Comm-AGENDA  
06/12/09 p. 1



# MEMO

---

June 2, 2009

To: The Library Services and Programs Committee

From: Paula A. Kiely, Library Director

Re: Committee Purpose and Goals

Since the Library Services and Programs Committee has not yet met this year and the Bylaws do not provide much detail as to the purpose of the committee, I would like to suggest the following purpose statement be considered.

The purpose of the Library Services and Programs Committee is to enhance and support those services that create a positive library experience for patrons and the community. Committee members will support and guide the major service programs of the library, especially those having a direct impact on public service. The Committee will review potential changes to services, such as those designed to streamline operations. In addition, the Committee will respond to public concerns about services and will help promote library services within the community.

Two examples of new services for which I would like to seek your support are the green roof, which will involve education and community partnerships, and the self-check project, which will transform the check-out function to a self-service model. Committee members will be asked to help develop partnerships and to serve as ambassadors for the changes taking place in our libraries.

I suggest that the Committee meet on a quarterly basis in the evening to ensure the greatest access by the public. A possible schedule for the next 18 months follows, with specific dates to be determined.

2009

3 <sup>rd</sup> Quarter	August
4 <sup>th</sup> Quarter	November

2010

1 <sup>st</sup> Quarter	February
2 <sup>nd</sup> Quarter	May
3 <sup>rd</sup> Quarter	August
4 <sup>th</sup> Quarter	November

**MILWAUKEE PUBLIC LIBRARY  
BOARD OF TRUSTEES  
SERVICES & PROGRAMS COMMITTEE  
MINUTES  
Friday June 12, 2009  
Central Library Meeting Room 1**

**PRESENT:** Sharon Cook, Gretchen Schuldt, Paula Kiely

**EXCUSED:** Ald. Milele Coggs, Art Harrington

**STAFF**

**PRESENT:** Joan Johnson, Crystal Sura, Michael Weber

**OTHERS**

**PRESENT:** Daniel Geshrick

---

The meeting of the Board of Trustees Services & Programs Committee was called to order by Chair Sharon Cook at 8:00 a.m. on Friday June 12, 2009. A quorum was not attained. Trustee Cook briefly reviewed the banning appeal process.

---

1. **Committee Purpose and Goals.** Director Paula Kiely referred to the Committee Purpose and Goals memo dated June 2, 2009, attachment A of the agenda. The purpose statement was considered. The Services & Programs Committee provides guidance to library administration on public services, changes in policies and procedures and hears written appeals from the community on issues related to library services. The committee decided that a formal purpose statement was not necessary but agreed that the committee is committed to focusing on the support and enhancement of library services for patrons and the community.

Ms. Kiely noted that upcoming projects that may come before the committee are the green roof project, the RFID self-check project, new models for library meeting rooms, and renting library space as a revenue resource. The committee will schedule quarterly meetings.

No action was taken.

- 
2. **Patron Ban Appeal.** On the case of the patron's appeal of his banning, Deputy Director Joan Johnson stated that a one year library ban was issued by Director Paula Kiely on March 26, 2009 to Mr. Daniel Geshrick for his violation of the library's Code of Conduct Policy while at the Bay View Library. Bans of six months or more may be appealed before the Milwaukee Public Library Board of Trustees. The Committee was given supporting documents for review prior to the meeting. Ms. Johnson presented the library's side of the issue listing the series of events on March 21, 2009 that precipitated the one year banning from all Milwaukee Public Libraries. Ms. Johnson mentioned that the Milwaukee Police Department (MPD) was called. A complaint was filed with the MPD and a citation for disorderly conduct was issued to Mr. Geshrick. On March 23, 2009, Library Security Manager Michael Weber interviewed all the witnesses involved. The rationale for the one year banning is that the Milwaukee Public Library strictly upholds the City of Milwaukee Workplace Violence Prevention Policy which indicates



2. **Patron Ban Appeal.** (continued)

zero tolerance for incidents or threats of violence by employees, visitors, and the general public. Ms. Johnson stated that this sanction is in-line with past practice and exclusion of one year for this patron's offence is based on the policies and guidelines. Mr. Weber added that the safety of MPL employees is priority.

Mr. Geshrick addressed the Committee stating that he officially apologizes in public for his actions. He has no excuses for the incident and accepts full responsibility for his actions. Mr. Geshrick requested that his ban would be specific to Bay View Library. He indicated that all related charges have been dropped.

Trustee Cook asked Mr. Weber his opinion on changing the ban to only Bay View Library. Mr. Weber stated that MPL is a system and the safety of the employees is priority at each location and the patron should be held accountable. Formal action was not taken due to the lack of a quorum; however, the Committee members that were present were in agreement to uphold the one year ban for Mr. Geshrick as stated in the letter issued by the Library Director on March 26, 2009. Trustee Cook stated that the patron's apology was accepted. She added that the Board of Trustees supports a safe environment for patrons and staff. Director Kiely will contact the City Attorney's office on how to proceed since the committee was unable to take action.

No action was taken.

---

3. **Banning Guidelines.** Ms. Kiely explained that library administration is taking steps to ensure consistent application of the Code of Conduct and sanctions for violations. Ms. Kiely explained the process of patron bans. Discussion ensued. The MPL – Conduct of Public Procedure was revised, reviewed by the City Attorney and approved by the MPL Board of Trustees at its May 17, 2006 meeting. The Library Security Committee is creating a Banning Guidelines procedure. Trustee Cook suggested that Trustee Harrington review the Banning Guidelines. She also suggested that there should be a union staff member on the Security Committee. Discussion on how the Milwaukee County Federated Library System (MCFLS) is notified of MPL bannings took place. Ms. Kiely stated that MPL could initiate a discussion on security issues at the Library Directors Advisory Council (LCAC) meeting. Trustee Schuldt suggested drafting an appeal hearing script that would allow for consistency. Ms. Kiely stated that a union representative will be added to the Library Security Committee. The Banning Guidelines will be reviewed and revised, with staff input, by the Security Committee and the City Attorney. The Banning Guidelines document is expected to be presented to the Library Services & Programs Committee for approval in November 2009.

No action was taken.

---

4. **Other Issues.** A banning appeal hearing on a different case will be scheduled in July.
- 

With no further business at hand, the meeting of the Library Board's Services & Programs Committee was adjourned at 9:00 a.m. on Friday June 12, 2009.

---